



WELCOME HOME...


Our Vision ...

Ever since I was a young boy, I have wanted to be a woodworker. I was encouraged by my father and a number of other family members who had the ability to create whatever they needed or desired. Destiny, however, directed me toward a career as a machinist, which, while I enjoyed, was not where my heart lay.

When I was in my early thirties, a layoff changed my situation, and I was forced to pursue my woodworking hobby as a full time business. God has richly blessed this endeavor, and Kahle's Kitchens has been the result.

I am convinced that the difference between our company and most of our competitors is the simple fact that I have always approached the woodworking profession from a desire to build great products rather than make a lot of money.

The most wonderful experience I have had in business is seeing my children embrace the same philosophy and join me in this "Great American Dream".



David A. Kahle
Founder/President

Our Environmental Commitment...

The owners and management staff of Kahle's Kitchens understands that their grandchildren will breathe the air and drink the water we leave for them. In the spirit of this understanding, Kahle's Kitchens commits to protect the environment in every possible way.

Through the use of every available technology, Kahle's Kitchens optimizes hardwood, plywood, and finish material resources. Those materials that cannot be utilized in the finished product are carefully recycled through a number of means.

Waste board product, sawdust, cardboard, and similar cellulosic materials are used to heat the facility. Excess wood waste materials are processed into "Bio-Bricks" and marketed as a clean, efficient alternative to firewood or coal for home heating in the area.

Kahle's Kitchens complies with all applicable state and federal air quality regulations, using only approved finishing materials and application systems. Rather than landfill dangerous chemical solvents, Kahle's Kitchens has installed and regularly operates a distiller, recycling those chemicals indefinitely.

The Kahle's "team" is constantly in search of processes and technologies to minimize the impact of our company on our environment. We're proud of what we have done but understand that our extended families, and yours, depend upon our commitment and continuing diligence.



Table of Contents

Showcase of Kitchens	pages 2-9
Beyond the Kitchen	page 10
Custom Hoods	page 11
Storage & Decorative Embellishments	pages 12-14
Door Styles.....	pages 15-20
Style & Finish Options.....	pages 21-22
Species & Color Palette	pages 23-28
Case Construction	back page



“Due to the limitations of the printing process, it is not possible to match the colors shown in this literature exactly with our stain and paint offerings. It is essential that a specific wood species and finish sample be viewed prior to placing an order.”

Cover Photo
Blondie Home & Design
Waltham, MA



Antique White Paint-Brown Glaze



Dennis Kitchens
Norwell, MA

Perimeter & Island-Castle Paint
Wainscot-Cotton Paint



White Paint



Mother Hubbards Custom Cabinetry
Mechanicsburg, PA

Cherry-Saddle Finish



Blondie Home & Design
Waltham, MA

Perimeter-Glacier Paint-Milk Chocolate Glaze
Island-Cherry-Bordeaux Finish-Black Glaze




Blondie Home & Design
Waltham, MA

Perimeter-Glacier Paint-Milk Chocolate Glaze
Island-Cherry-Bordeaux Finish-Black Glaze




White-Paint



Jay-K Cabinet
New Hartford, NY

Cherry-Honey Finish



A Kitchen and Bath by James
Groton, CT

Perimeter - White Paint-Dorian Glaze
Island - Slate Paint



American Home Gallery
Wolfeboro Falls, NH

Maple - Natural Finish



Cherry-Toffee Finish



BCN Design Build
Arlington, VA

Perimeter-Custom Paint
Island-Custom Paint




BCN Design Build
Arlington, VA

Perimeter-White Paint
Island-Castle Paint




Mother Hubbards Custom Cabinetry
Mechanicsburg, PA

Perimeter-Platinum Paint
Island-Pewter Paint



White Polymer




White Polymer

Beyond the Kitchen




Dennis Kitchens

White Paint




Maple - Natural Finish



Maple - Java Finish



Antique White Paint - Brown Glaze



BCN Design Build

Platinum Paint

Custom Hoods



Storage & Decorative Items



BCN Design Build

Storage & Decorative Items



Storage & Decorative Items





ABINGTON - REV
Maple - White Paint



ALLISON
Cherry - Honey
Charcoal Glaze



ALLISON REV
Maple - Vanilla
Brown Glaze



AMBLER
White - Dorian Glaze



BRADDOCK
Maple - Heirloom Finish



BRADFORD
Cherry - Tawny Finish



BRANDYWINE
Cherry - Rose Finish



BRIDGEPORT
Latte Paint



BROOKVILLE
Antique White RTF



BROOKVILLE ARCH
White RTF



BUCKINGHAM
Antique White - Mocha Glaze

Door Styles

Selections



BUCKINGHAM REV
Khaki Paint



BUCKS COUNTY
Cherry-Natural Finish



BUCKS COUNTY REV
Maple-Champagne Finish



CARNEGIE
Maple-Henna Finish



CHADDS FORD
Maple-Cayenne Finish



CHALFONT
Glacier-Milk Chocolate Glaze



CHESWICK
Cherry-Cayenne Finish



CLARINGTON - MIOLA
Oak-Natural Finish



CLARION
Maple-Honey Finish



COGAN VALLEY
Maple-Butternut Finish



COGAN VALLEY REV
Almond Paint



COOKSBURG
Walnut-Natural Finish



CORSICA
Celadon Paint




DANBURY / REV
Quarter Sawn White Oak
Walnut Finish



DUQUESNE
Cherry-Vintage Finish



EDINBORO
Cherry-Honey Finish



FRANKLIN
White-Brown Glaze



FRANKLIN REV
Cherry-Danish Finish



HEPBURN
Maple-Crimson Finish



JAMESTOWN
Quarter Sawn White Oak
Pecan Finish



JEANNETTE
Antique White-Brown Glaze



JEANNETTE REV
Oak-Crimson Finish



KANE ROUND
Maple-Natural Finish



KANE SQUARE
Cherry-Saddle Finish



KENNERDELL REV
Maple-Natural Finish



KENNETT
Maple-White Paint
Mocha Glaze



KINGSTON
Oak-Golden Finish



KRAFTSMAN



LAPORTE
Cameo Finish



LATROBE
Maple-Butternut
Mocha Glaze



LEXINGTON
White Paint



LISBON
Maple-Natural Finish



MANHATTAN
White RTF



MANHATTAN ARCH
Antique White RTF



MANOR
Maple-Champagne
Brown Glaze



MARIETTA
Walnut-Natural Finish



MAYBURG
Cherry-Driftwood Finish



NANTUCKET
Cherry-Cayenne Finish



NEW HARTFORD
Cherry-Honey Finish



NEWPORT
Antique White RTF



NEWPORT CATHEDRAL
White RTF



NORWELL
Maple-White Paint



OLD FORGE
Hickory-Honey Finish



READING
Cherry-Toffee Finish



SAEGERTOWN
Castle Paint



SAEGERTOWN ARCH
White Paint



SENECA
Tuscany Paint



SOMERSET
Platinum Paint



SOMERSET REV
Slate Paint



TELFORD
Cherry-Cabernet Finish




TELFORD REV
Cherry-Java Finish




TIONESTA
Cherry-Merlot Finish



WARREN
Cherry-Toffee Finish



WARREN REV
Antique White Paint



WILMINGTON
Antique White RTF



WINDSOR / REV
Oak-Driftwood Finish



MD6
Oak-Heirloom Finish



MDM
Quarter Sawn White Oak
Walnut Finish



MDP
Hickory-Natural Finish



MD7GCL
Brulee Paint

Overlay and Drawer Front Options



STD - PARTIAL OVERLAY
Oak
Natural Finish
Warren Rev Door
Standard Drawer Front



FULL OVERLAY
Maple
Crystal Finish
Bradford Door
Five Piece Drawer Front



INSET
Cherry
Natural Finish
Franklin Door
5/4 Raised Drawer Front



BEADED INSET
Maple
Natural Finish
Bradford Door
MBead 5/4 Raised Drawer Front



FRAMED FULL ACCESS
Maple
Natural-Brown Glaze
Franklin Rev Door
Five Piece Drawer Front

Sanding Techniques



CLASSIC SANDING
Cherry - Toffee Finish



RUSTIC SANDING
Cherry - Black Paint



PRIMITIVE SANDING
Paint Grade - Barn Red Paint

Glaze Options



BLACK GLAZE *
Cherry - Danish Finish



BROWN GLAZE
Maple - Vanilla Finish



CHARCOAL GLAZE
Cherry - Honey Finish



WHITE GLAZE
Oak - Dresden Finish



MILK CHOCOLATE GLAZE
Glacier Paint



DORIAN GLAZE
White Paint



MOCHA GLAZE
Antique White Paint

Overlay and Drawer Front Options
vary per door style.

Sanding Techniques and Glazing Options
are available on select door styles and finishes.

Black Glaze *
is only available on stained finishes.

Distressing Techniques



GRAIN TEARS



JOINT CRACKS



WORM HOLES



SPLITS



GOUGES



DENTS



BIRD PECKING



RASPING



Vanilla




Toffee



Verdi



Butternut




Cinnamon



Rose



Dresden



Merlot



Java



Heirloom



Pecan



Natural



Frost



Driftwood




Cayenne



Walnut



Golden



Cabernet



Crimson



Honey

Oak

Quercus rubra



Golden




Walnut



Vanilla



Honey



Java



Pecan



Crimson



Espresso



Merlot



Verdi



Cayenne



Rose



Natural



Heirloom




Driftwood



Butternut



Henna




Cabernet



Dresden

Hickory

Carya ovata



Verdi




Vanilla



Tawny



Crimson



Merlot




Champagne




Henna



Heirloom



Java



Dresden



Crystal



Honey




Espresso



Autumn



Driftwood




Cabernet



Natural



Butternut



Café



Golden



Rose



Cayenne

Maple

Acer rubrum



Rose



Java



Toffee




Cayenne



Driftwood



Honey



Merlot



Heirloom



Bordeaux



Golden



Vintage




Vanilla



Natural



Saddle



Cabernet



Tawny



Crimson

Cherry

Prunus seretou



Danish



Butternut



Natural




Vanilla



Tawny

Walnut

Juglans nigra



Java



Heirloom



Golden



Crimson



Pecan



Henna




Butternut



Espresso



Walnut



Cabernet



Toffee



Autumn



Driftwood



Natural



Rose

Quarter Sawn White Oak

Quercus Alba

Paint



Custom Color Match Program



YOUR PAINT



YOUR STAIN



YOUR GLAZE

Don't see the color you're looking for in our standard palette? We're equipped to personalize your stain, paint, or glaze selection. Color customization is unique to our state of the art finishing department. Simply send in a color swatch and through the use of color spectrometers we will generate tint formulas allowing us to create and replicate any hue imaginable.

DELUXE CASE

- 3/4" Hardwood Hanging Rails
- 3/4" Solid Hardwood Frames with Mortise & Tenon Joints
- 1/2" Plywood Full Tops
- ★ Premium Full Extension Soft Close Undermount Drawer Glides
- 5/8" Thick, 4 Sided, Dovetailed Drawer Box
- 1/4" Plywood Backs
- ★ Natural Wood Interior
- ★ Concealed Hinges Soft Close - When applicable
- ★ 3/4" Natural Engineered Plywood Adjustable Shelves
- Solid Wood Raised Panel Doors
- 1/2" Plywood Sides & Bottoms
- 3/4" Hardwood Hanging Rails
- Exclusive Dovetail Construction for Flush Interior
- 3/4" Plywood Toe Kick



STANDARD CASE

- 3/4" Solid Hardwood Frames with Mortise & Tenon Joints
- 5/8" Thick, 4 Sided, Dovetailed Drawer Box
- Concealed Hinges ★
- 1/2" Plywood Full Tops
- Laminated Interior Surfaces ★
- Solid Wood Raised Panel Doors
- Invisible Undermount Drawer Glides ★
- 1/4" Plywood Backs
- 3/4" Furniture Grade Particleboard Adjustable Shelves ★
- 1/2" Plywood Sides & Bottoms
- Exclusive Dovetail Construction for Flush Interior
- 3/4" Hardwood Hanging Rails
- 3/4" Plywood Toe Kick

★ Denotes differences in case construction



Responsibility ...
Naturally green from the beginning.

·HANDCRAFTED SINCE 1972·
KAHLE'S KITCHENS

7488 Route 36, Leeper, PA 16233 www.kahles.com

© 2018 Kahle's Kitchens, Inc.