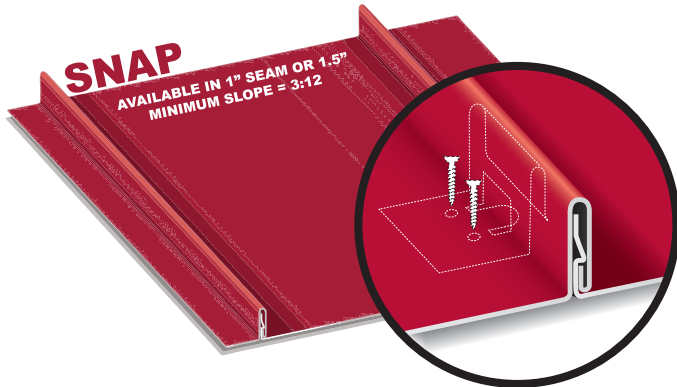


WHY METAL ROOFING?

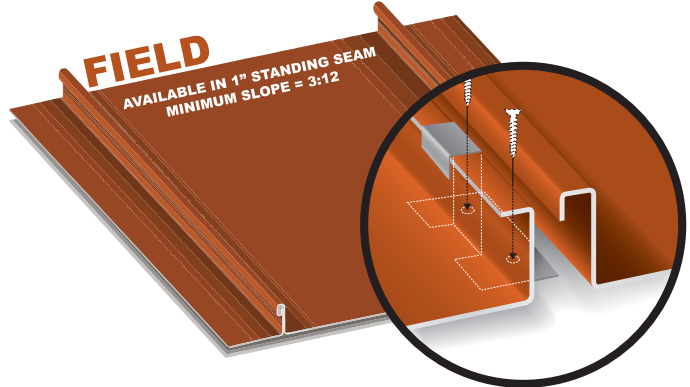
Metal roofing has seen an increase in popularity over recent years thanks to its beauty, durability, and traditional appearance. J&L's state of the art machines allow us to create standing seam pans at custom lengths for our customers. We offer a variety of profiles, colors, and gauges.

Features: 26 Gauge Steel • Available in 26 popular colors • Kynar Paint System • 35-Year Finish Warranty • 17" Panel width (rib to rib) with a 1" seam • 16" Panel width (rib to rib) with a 1.5" seam • Minimum slope requirement 3:12 • Recommended for application over solid framing

SNAP-LOCK & FIELD-LOCK



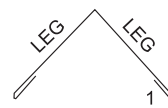


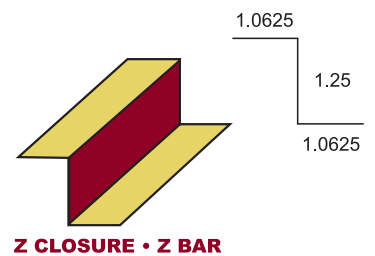
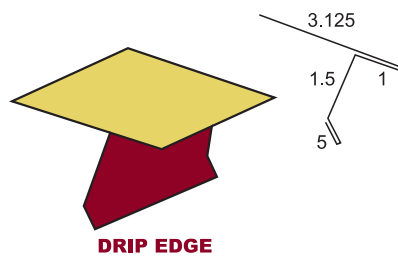
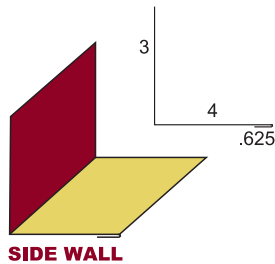
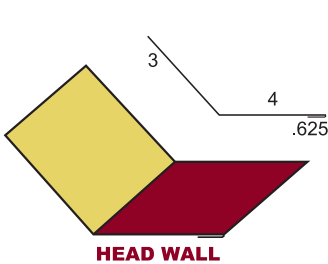
A CLASSIC STANDING SEAM LOOK, WITH THE EASE OF "SNAP-IN" INSTALL



A TRADITIONAL STANDING SEAM LOOK, FEATURING A FOLDED "DOUBLE LOCK" SYSTEM
*REQUIRES THE USE OF MECHANICAL TOOLS TO FORM METAL

ACCESSORIES

(WITH PITCH REQUIRED)



IN-STOCK COLORS (26 GA.)



BURNISHED SLATE



CHARCOAL



CITYSCAPE



COLONIAL RED



DARK BRONZE



HARTFORD GREEN



MANSARD BROWN



MATTE BLACK



SLATE GRAY

*PRINTED COLOR WILL DIFFER FROM EVERLAST PAINTED MATERIALS