


GET ON BOARD



# CULPEPER

WOOD PRESERVERS







- 1 CULPEPER SELECT
- 2 CULPEPER PLATINUM
- 3 CULPEPER PREMIER
- 4 CULPEPER CLEAR
- 5 CULPEPER PRODIGY
- 6 CULPEPER 5/4 DECKING
- 7 CULPEPER DECK ACCESSORIES
- 8 T&G | CUSTOM MILLING
- 9 CULPEPER KDAT
- 10 CULPEPER CCA & MARINE PRODUCTS
- 11 CULPEPER BORATE TREATED
- 12 CULPEPER FIRE RETARDANT
- 13 CULPEPER PLYWOOD
- 14 CULPEPER HEAVY TIMBERS
- 15 CULPEPER COLUMNS
- 16 CULPEPER PALMETTO PRIMED
- 17 ARMADILLO DECKING & XPANSE RAILING
- 18 CULPEPER FENCE PANELS
- 19 CULPEPER BOARDS & POSTS
- 20 CULPEPER SPLIT RAIL
- 21 CULPEPER ROUGH BOARDS & POSTS

Lake Pelham Adventures Park  
Culpeper, VA



# CULPEPER SELECT

**UPGRADE YOUR LUMBER** Culpeper Select is procured only from top-tier saw mills that are able to meet or exceed our quality specifications. Upgrade to Culpeper Select and build loyal, happy customers.

## Did you know?

All of our lumber is repackaged into smaller units using color coded bands and end tags, making it easily identifiable for our people and yours.

### CULPEPER SELECT

- Our most popular premium product
- #1 Prime Grade
- Virtually wane-free
- Four usable edges
- Ideal for a wide range of projects



### CULPEPER SELECT PLUS

- Run through our state-of-the-art moulder
- A noticeable 1/4" radius on all corners
- An extra smooth surface



Available in 2x4 through 2x12





# CULPEPER PLATINUM

**BUILD STRONG** Culpeper Platinum is a Dense Select Structural (DSS) grade that is stronger and more dense than most grades of lumber. It provides beauty that lasts a lifetime.

## CULPEPER PLATINUM

- DSS grade lumber
- Tighter growth rings
- Stronger & more dense
- Ideal for decks, gazebos & outdoor furniture



## CULPEPER PLATINUM PLUS

- Run through our state-of-the-art moulder
- A noticeable 1/4" radius on all corners
- An extra smooth surface



Available in 2x4 through 2x12



## Did you know?

Our goal is quality assurance with every step of the process. Wood is bought solely from mills producing consistently above average wood, and those mills are re-evaluated on a systematic, ongoing basis.

# CULPEPER PREMIER

**CHOOSE BEAUTY AND BRAWN** Culpeper Premier is stronger and more attractive than your everyday lumber. Presorted at Culpeper, only boards with strength, beauty, and little to no wane make the cut.

## CULPEPER PREMIER

- #1 Prime & DSS grade lumber all in one
- Tighter growth rings increase strength
- Smaller knots



## CULPEPER PREMIER PLUS

- Run through our state-of-the-art moulder
- A noticeable 1/4" radius on all corners
- An extra smooth surface



Available in 2x4 and 2x6



# CULPEPER CLEAR

**CLEARLY RICH, WARM, AND DISTINCTIVE** Culpeper Clear's distinctive wood grain is sure to please even the most discerning customer. Meant for homeowners and builders who want only the very best in pressure-treated lumber.



## CULPEPER CLEAR

- A warm, rich wood grain
- Knot & wane free
- Four square edges



## CULPEPER CLEAR PLUS

- Run through our state-of-the-art moulder
- A noticeable 1/4" radius on all corners
- An extra smooth surface



Available in 2x4 through 2x12



# CULPEPER PRODIGY

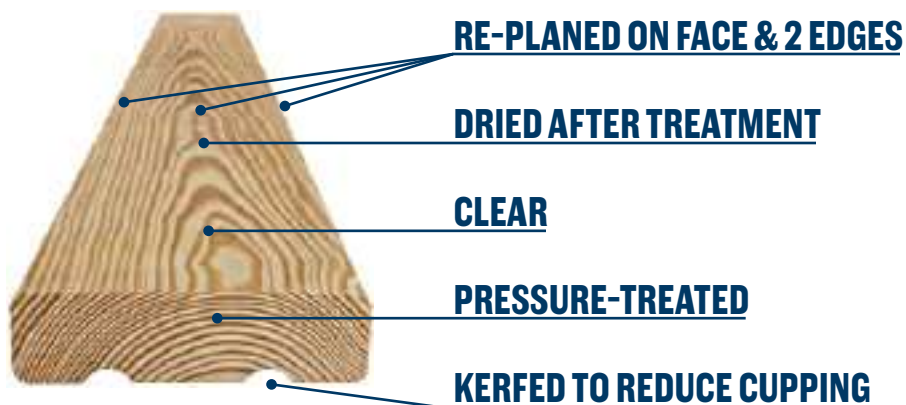
**YOU DESERVE THE ULTIMATE DECK BOARD™** If you're looking for extraordinary performance & beauty in a deck board—without breaking the bank—we offer the Ultimate Deck Board at a fraction of the cost of composite decking.



## CULPEPER PRODIGY

- Run through our state-of-the-art moulder to create relief cuts that run the entire length of the underside of each board.
- These relief cuts create a unique profile for less cupping, warping, and splitting.

## THE ULTIMATE DECK BOARD!



Available in 2x4 and 2x6

# CULPEPER 5/4 DECKING

**DECK YOUR HOME OUT** Choose from five different grades of Culpeper 5/4 decking, ranging from our least expensive Standard grade, to the most expensive, top-of-the-line Clear grade.

**5/4 STANDARD**



**5/4 GOLD**



**5/4 PREMIUM**



**5/4 SELECT**



**5/4 CLEAR**



## GET EXTRA PROTECTION AGAINST THE ELEMENTS

Keep the natural wood appearance longer with our optional built-in water repellent. Get coverage on all four sides of the board, specifically those areas missed by a brush-on or spray-on repellent applied after installation.



### Benefits of using Culpeper lumber treated with AQUA SHIELD\*:

- You can enjoy your deck immediately.
- No water repellent or coating is needed for the first year.
- Minimize weather-related swelling and shrinking.
- More water repellent protection than typical brush-on treatments.

*\*Available on limited items only.*





# CULPEPER DECK ACCESSORIES

## ADD THE RIGHT FINISHING TOUCHES

1 Colonial Spindle\*

2 Heritage Spindle\*

3 Balusters

4 Traditional Handrail\*

5 Oval Handrail

6 Roof Cants

7 Treated Maine Ornamental Post Caps

8 Grade Stakes\*


9 Mailbox Posts

10 Lattice Strips\*

11 Lattice

12 Step Stringers

*\*Available by special order.*







# CULPEPER T&G | CUSTOM MILLING

## EXTEND ANY LIVING SPACE

Culpeper's quality Southern Yellow Pine Porch Flooring and Culpeper's Tongue & Groove are ideal for flooring, siding, ceilings, and paneling.

### TONGUE & GROOVE

- 1 2x8 Sloppy V
- 2 2x6 T&G Square Edge
- 3 2x6 T&G V Two Sides
- 4 2x6 T&G V One Side
- 5 2x6 Shiplap
- 6 1x4 T&G Porch Flooring

1



2



3



4



5



6





# CULPEPER KDAT

## CULPEPER KDAT: KILN DRIED AFTER TREATMENT

Contractors and do-it-yourselfers prefer Culpeper KDAT. Kiln drying after treatment means the lumber is lighter to handle, more stable, and ready for paint or stain as soon as the project is complete.

**ALL OF OUR PRODUCTS ARE AVAILABLE IN CULPEPER KDAT.**



## BENEFITS OF USING CULPEPER KDAT LUMBER:

### • STABLE & PREDICTABLE

Kiln dried pressure treated lumber minimizes most shrinkage problems and helps reduce warping, twisting, and cupping.

### • LIGHTER & EASIER TO HANDLE

Kiln dried pressure treated lumber also has greater nail and fastener holding power and is more uniform in size.

### • ENVIRONMENTALLY SOUND

Kiln drying assures immediate and maximum preservative fixation within the wood, providing a safe, clean, and environmentally sound product.

### • MEETS BUILDING CODES

For some applications, building codes require kiln dried treated wood; Culpeper KDAT treated wood meets the requirements.

### • NO DELAY BEFORE STAINING OR COATING

Kiln dried pressure treated wood can be coated or painted immediately without waiting the weeks or months recommended for wet treated wood to dry naturally.





# CULPEPER CCA & MARINE PRODUCTS

## **BUILD ANYTHING ON OR IN THE WATER WITH CONFIDENCE**

Culpeper products are protected with hardy CCA marine treatments. Culpeper offers a comprehensive range of marine-treated wood products including: pilings, timber and dimensional lumber for piers, marinas, boardwalks, docks, decks, bulkheads, cribbing, and more for EPA-approved uses.

- CCA dimensional lumber
- CCA timbers
- CCA tongue & groove
- CCA piling
- Vinyl sheet piling
- Hardware
- Thruflow interlocking polypropylene decking system
- Helical pilings and tie backs
- Wood and composite decking





# CULPEPER BORATE TREATED

## PROTECT NATURALLY

Culpeper Borate treated wood is for interior use only. This naturally-occurring mineral protects your home against termites, carpenter ants, and fungal decay, including dry rot. It is ideal for many uses throughout your home, and is a small price to pay for big peace of mind.

Home builders can frame entire houses with Culpeper Borate treated wood for ultimate protection.



**Culpeper Borate treated wood products are ideal for:**

- Sill plates
- Beams
- Joists
- Trusses
- Blocking
- Studs



# CULPEPER FIRE RETARDANT



## **BUILD WITH SAFETY IN MIND**

Over 1.5 million structural fires happen every year in the United States, and a building can be consumed in flames within seconds. Culpeper fire retardant, pressure treated wood products are highly effective in controlling combustibility, flame spread, and smoke development. This can give families and businesses those critical extra seconds to reach safety.



## **FLAMEPRO INTERIOR PLYWOOD AND LUMBER**

Our framing lumber and plywood products are ideal for fire rated wall assemblies and interior applications where fire retardant construction materials are specified or required by building codes.

**FlamePRO®**



# CULPEPER PLYWOOD



## READY FOR ANY USE

Available in a variety of grades, thicknesses, and treatments, Culpeper pressure treated plywood is suitable for many applications, including:

- Sub flooring
- Single layer flooring
- Wall sheathing
- Roof sheathing
- Siding
- Concrete forming
- Pallets
- Industrial containers

Available in: • 5/8" • 1/2" • 3/4"

**ALSO AVAILABLE IN FLAMEPRO FOR FIRE PROTECTION.  
LOOK FOR THE RED TINT.**



**FlamePRO®**



Did you know?

Whatever your project, we stock over 100 different sizes of Southern Yellow Pine heavy timbers ready for immediate shipment.

# CULPEPER HEAVY TIMBERS

## HEAVY SUPPORT, READY FOR IMMEDIATE SHIPMENT

	PCS	8'	10'	12'	14'	16'	20'	24'
3x4	64	✓	✓	✓	✓	✓	✓	✓
3x6	64	✓	✓	✓	✓	✓	✓	✓
3x8	48	✓	✓	✓	✓	✓	✓	✓
3x10	40	✓	✓	✓	✓	✓	✓	✓
3x12	32	✓	✓	✓	✓	✓	✓	✓
4x8	42	✓	✓	✓	✓	✓	✓	✓
4x10	35	✓	✓	✓	✓	✓	✓	✓
4x12	28	✓	✓	✓	✓	✓	✓	✓
5x5	50	✓	✓	✓				
6x8	24	✓	✓	✓	✓	✓	✓	✓
6x10	20	✓	✓	✓	✓	✓	✓	✓
6x12	16	✓	✓	✓	✓	✓	✓	✓
8x8	18	✓	✓	✓	✓	✓	✓	✓
10x10 Rough	12	✓	✓	✓	✓	✓	✓	✓
12x12 Rough	8	✓	✓	✓	✓	✓	✓	✓

### MCA TREATMENT RETENTIONS ARE AVAILABLE IN: .15, .23

Additional custom sizes available. CCA available for approved EPA uses only.





# CULPEPER COLUMNS

## INNOVATION, PERFORMANCE AND DURABILITY



- Ready for immediate installation
- Paint, stain, or coat without delay
- Made from Southern Pine
- Sturdy & lightweight
- Limited warranty against damage from termites & fungal decay

### Square Columns

- Greater load-carrying capacity than solid timbers
- Easier to install than solid timbers
- Less likely to twist
- Strength ratings outperform composite & PVC options

Nominal Size	Net Size	Nominal Length (Actual length 1/2" less than nominal)	Design Load	Actual Load
4x4 (Solid)	3 1/8" x 3 1/8"	8', 10', 12'	6k lbs	26k lbs
4x4 (Hollow)	3 1/8" x 3 1/8"	8', 10', 12'	6k lbs	38k lbs
6x6 (Hollow)	5 1/8" x 5 1/8"	8', 10', 12', 16'	12k lbs	56k lbs
8x8 (Hollow)	6 3/4" x 6 3/4"	8', 10', 12', 16'	24k lbs	110k lbs
10x10 (Hollow)	8 3/4" x 8 3/4"	8', 10', 12', 16'	24k lbs	110k lbs
12x12 (Hollow)	10 3/4" x 10 3/4"	10', 12', 16'	24k lbs	110k lbs

Variance of + or - 1/4"

### Turned Columns

Nominal Size	Net Size	Nominal Length (Actual length 1/2" less than nominal)	Design Load	Actual Load
6x6 (Colonial)	5 1/8" x 5 1/8"	8', 10'	3k lbs	17k lbs
6x6 (New Orleans)	5 1/8" x 5 1/8"	8', 10'	3k lbs	17k lbs

Variance of + or - 1/4"





# CULPEPER PRIMED TRIM BOARD

## ENVIRONMENTALLY SOUND DURABILITY

A natural alternative to costly composite trim that maintains its structural and aesthetic integrity. Factory pre-coating not only extends the durability of this product, but the method of application and waste control saves on cost & reduces environmental impact.

## BENEFITS OF CULPEPER PRIMED TRIM BOARD

- Clear Grade premium product
- Treated with a non-arsenical preservative
- Kiln Dried After Treatment
- Remanufactured to a consistent thickness
- Slightly eased edges
- High-quality, exterior oil-based primer



## GUARANTEED DURABILITY

All end cuts of Culpeper Primed Trim Board should be coated to prevent end grain consumption of moisture and to maintain the product warranty.

*Culpeper Columns also available primed.*



# ARMADILLO DECKING

## OFFERS REAL BEAUTY—AND PRACTICALITY

Armadillo Decking is made from 100 percent recycled material, with a hardshell permanently fused to its composite core for better pigmentation control. It features a denser, richer color with additional variation for a more realistic look. It will not rot, split, splinter, check, or suffer structural damage from fungal decay, and it's backed by a 20-year limited warranty that includes a two-year labor warranty.

### THE ORIGINAL COMPOSITE DECKING

#### ARMADILLO HERITAGE

Our original hardshell deck board features a high-density polyethylene plastic (HDPE) outer coating that is permanently fused to its composite core.

Available in:  
Canyon Gray



Rustic Red



Painted Desert



# XPANSE RAILING


## INSTALL ELEGANCE—AND STRENGTH

Xpanse Railing adds to the aesthetic look of your home while providing strength & durability. These products are manufactured using the highest quality material & are code compliant to meet safety requirements. This easy-to-install railing adds beauty & sophistication to any outdoor living space.

### 1. COMPOSITE RAILING

Maintains the weight, look & feel of wood, but does not contain wood fibers. It provides superior strength & dependability, while being as easy to work with as traditional materials.

- Waterproof
- Doesn't rot, weather, discolor, or sag
- Lightly textured 100% acrylic exterior surface
- Long-lasting color, durable finish



### 2. VINYL RAILING

Ideal for porch or deck application, vinyl railing is the best of both worlds: beauty & durability.

- No visible fasteners for a clean finish
- Will not warp, discolor, or need painting
- Many unique styles to choose from



### 3. STEEL RAILING\*

A new twist on traditional railing options, steel railing is easy to install, sleek & economical.

- Available in rail & stair styles
- Great for decks, porches, or commercial applications
- Engineered to last: low-maintenance & heavy-duty



### 4. ALUMINUM RAILING\*

A sleek, enduring style & durable construction makes aluminum railing a simple, effective solution for any application.

- Powder-coated finish
- Provides safety, security & boundary definition
- Variety of styles, grades, colors & dimensions

*\*Available by special order only.*




# CULPEPER FENCE PANELS


## FENCE PANELS

- 1 6'x 8' Privacy
- 2 6'x 8' Shadow Box
- 3 6'x 8' French Gothic
- 4 6'x 8' Dog Ear
- 5 6'x 8' Stockade
- 6 42"x48"x8' French Gothic Spaced Picket

1



2




3



4



5



6



Available in Southern Yellow Pine & Western Red Cedar.





# CULPEPER BOARDS & POSTS

## BOARDS

- 1 Pyramid Top      3 Gothic No-Throat Pointed      5 Gothic No-Throat Regular
- 2 French Gothic Pointed      4 French Gothic Regular      6 Dog Ear



## POSTS

- 1 Chamfered
- 2 French Gothic Pointed
- 3 French Gothic Regular



Available in Southern Yellow Pine & Western Red Cedar.






# CULPEPER SPLIT RAIL

## ENJOY TIMELESS, RUSTIC BEAUTY

There's nothing like the classic look of a split rail fence for agricultural or decorative uses. Simple in construction, its elegant lines and rustic character make it a popular choice for every generation.

### SPLIT RAIL

- 1 Rails: Treated White Pine & Poplar
- 2 Posts: Treated Southern Yellow Pine
- 3 Gates: Treated Poplar



**We carry two-hole & three-hole split rail fence posts.**



# CULPEPER ROUGH BOARDS & POSTS



## ROUND FENCE POSTS

Carefully milled and visually graded to have less bark and fewer blemishes. Our fine-quality round posts are allowed to season until dry, then treated with MCA or CCA for in-ground use.

- 1 Rounds
- 2 Half-Rounds
- 3 Faced Rounds
- 4 Landscape Timbers

1



2



3



4



## ROUGH FENCE BOARDS

Available in:

- 7/8" x 6' x 16'  
Rough Southern Yellow Pine
- 1-1/8" x 6' x 16'  
Rough Southern Yellow Pine
- 1" x 6' x 16'  
Rough Oak
- 1" x 6' x 16'  
Rough Poplar





# GET ON BOARD

We've built our business on understanding the challenges you face and recognizing opportunities for growth. We deliver the top-quality products, outstanding service and fair pricing you need to compete.

—Jonathan Jenkins  
President



## SALES HEADQUARTERS | CULPEPER, VA

15487 BRAGGS CORNER RD. | P.O. BOX 1148 | CULPEPER, VA 22701  
(800)817-6215 | [culpeperwood.com](http://culpeperwood.com)

## ACCOUNTING HEADQUARTERS

501 N MAIN ST. | P.O. BOX 1148 | CULPEPER, VA 22701  
(800)969-5324